



MPS Limited

A-1, Tower A, 4th Floor, Windsor IT Park, Sector 125, Noida
Tel: +91 120 4599 750 Fax: +91 120 4021 280

Ref: MPSTL/SE/70/2024-25

Date: 24 January 2025

National Stock Exchange of India Limited Exchange Plaza, 5th Floor, Plot no. C/1, G Block, Bandra - Kurla Complex, Bandra (East), Mumbai - 400 051, India Symbol: MPSTLTD ISIN: INE943D01017	BSE Limited Department of Corporate Services Phiroze Jeejeebhoy Towers Dalal Street, Mumbai- 400001, India Scrip Code: 532440 ISIN: INE943D01017
--	--

Dear Sirs

Sub: Submission of Newspaper Publication of Un-audited Financial Results for the Third Quarter (Q3) and Nine months ended 31 December 2024.

Pursuant to Regulations 47 of SEBI (Listing Obligations and Disclosure Requirements) Regulations, 2015, please find enclosed herewith the Newspaper Publication of Un-audited Financial Results of the Company for the Third Quarter (Q3) and Nine months ended 31 December 2024 as published in "Financial Express" (All Editions) and "Makkal Kural" (Tamil Newspaper, Chennai Edition).

This is for your information and record.

Yours Faithfully,
For MPS Limited

Raman Sapra
Company Secretary and Compliance Officer

Encl: as above

www.mpslimited.com


FINANCIAL EXPRESS-CHANDIGARH EDITION- 24 JANUARY 2025

FRIDAY, JANUARY 24, 2025

WWW.FINANCIALEXPRESS.COM

32

FINANCIAL EXPRESS

MPS MPS LIMITED						
Registered Office: 4th Floor, R.R Towers IV, Super A, 16/17, T.V.K. Industrial Estate, Guindy, Chennai-600 032						
Corporate Office: A-1, Tower A, 4th Floor Windsor IT park, Sector 125, Noida, Uttar Pradesh-201 303, CIN: L22122TN1970PLC005795						
Tel: +91 44 43162222, Email: investors@mpslimited.com, Website: www.mpslimited.com						
Extract of unaudited financial results for the quarter and nine months ended 31 December 2024				INR in lacs, except per equity share data		
Particulars	Standalone			Consolidated		
	Quarter Ended	Nine Months Ended	Corresponding quarter ended in the previous year	Quarter Ended	Nine Months Ended	Corresponding quarter ended in the previous year
	31-December-2024	31-December-2024	31-December-2023	31-December-2024	31-December-2024	31-December-2023
	(Unaudited)	(Unaudited)	(Unaudited)	(Unaudited)	(Unaudited)	(Unaudited)
Total Income from operations	9,009	25,753	8,404	18,635	54,478	13,381
Net Profit for the period before tax	3,701	10,892	4,169	5,509	13,923	4,065
Net Profit for the period after tax	2,852	8,258	3,200	4,071	10,184	2,973
Total Comprehensive Income for the period	2,986	8,381	3,201	4,439	10,729	3,136
Equity Share Capital	1,711	1,711	1,711	1,711	1,711	1,711
Other Equity	35,398	35,398	33,488	44,271	44,271	41,094
	(As on 31st March, 2024)	(As on 31st March, 2024)	(As on 31st March, 2023)	(As on 31st March, 2024)	(As on 31st March, 2024)	(As on 31st March, 2023)
Earnings per equity share (not annualised for quarters and period) (Face value - INR 10 per equity share)						
Basic (INR)	16.82	48.69	18.87	24.00	60.04	17.53
Diluted (INR)	16.81	48.66	18.84	23.99	60.00	17.50
Notes :						
1. The above standalone and consolidated unaudited financial results for the quarter and nine months ended 31 December 2024, have been reviewed by the Audit Committee and upon their recommendation approved by the Board of Directors of the Company at their meeting held on 23 January 2025. The Statutory Auditors of the Company have carried out limited review of the financial results for the quarter and nine months ended 31 December 2024 and an unmodified report has been issued.						
2. The above is an extract of the detailed format of standalone and consolidated unaudited financial results for the quarter and nine months ended 31 December 2024 filed with the Stock Exchanges under Regulation 33 of the SEBI (Listing Obligations and Disclosure Requirements) Regulations, 2015. The full format of the standalone and consolidated unaudited financial results for the quarter and nine months ended 31 December 2024 are available on the Stock Exchange websites (www.bseindia.com / www.nseindia.com) and on the Company's website (www.mpslimited.com).						
						SCAN THE QR CODE TO VIEW THE UNAUDITED FINANCIAL RESULTS
						
Place: Singapore Dated: 23 January, 2025						For MPS Limited Sd/- Rahul Arora Chairman and CEO



financialexp.epaper.in




FINANCIAL EXPRESS-DELHI EDITION- 24 JANUARY 2025

FRIDAY, JANUARY 24, 2025

WWW.FINANCIALEXPRESS.COM

32

FINANCIAL EXPRESS

MPS MPS LIMITED						
Registered Office: 4th Floor, R.R Towers IV, Super A, 16/17, T.V.K. Industrial Estate, Guindy, Chennai-600 032						
Corporate Office: A-1, Tower A, 4th Floor, Windsor IT park, Sector 125, Noida, Uttar Pradesh-201 303, CIN: L22122TN1978PLC005795						
Tel: +91 44 49162222, Email: investors@mpslimited.com, Website: www.mpslimited.com						
Extract of unaudited financial results for the quarter and nine months ended 31 December 2024						INR in lacs, except per equity share data
Particulars	Standalone			Consolidated		
	Quarter Ended	Nine Months Ended	Corresponding quarter ended in the previous year	Quarter Ended	Nine Months Ended	Corresponding quarter ended in the previous year
	31-December-2024	31-December-2024	31-December-2023	31-December-2024	31-December-2024	31-December-2023
	(Unaudited)	(Unaudited)	(Unaudited)	(Unaudited)	(Unaudited)	(Unaudited)
Total Income from operations	9,009	25,753	8,404	18,636	54,478	13,381
Net Profit for the period before tax	3,701	10,892	4,169	5,509	13,923	4,065
Net Profit for the period after tax	2,852	8,258	3,200	4,071	10,184	2,973
Total Comprehensive Income for the period	2,986	8,381	3,201	4,439	10,729	3,136
Equity Share Capital	1,711	1,711	1,711	1,711	1,711	1,711
Other Equity	35,398	35,398	33,488	44,271	44,271	41,094
	(As on 31st March, 2024)	(As on 31st March, 2024)	(As on 31st March, 2023)	(As on 31st March, 2024)	(As on 31st March, 2024)	(As on 31st March, 2023)
Earnings per equity share (not annualised for quarters and period) (Face value - INR 10 per equity share)						
Basic (INR)	16.82	48.69	18.87	24.00	60.04	17.53
Diluted (INR)	16.81	48.66	18.84	23.99	60.00	17.50
Notes :						
1. The above standalone and consolidated unaudited financial results for the quarter and nine months ended 31 December 2024, have been reviewed by the Audit Committee and upon their recommendation approved by the Board of Directors of the Company at their meeting held on 23 January 2025. The Statutory Auditors of the Company have carried out limited review of the financial results for the quarter and nine months ended 31 December 2024 and an unmodified report has been issued.						
2. The above is an extract of the detailed format of standalone and consolidated unaudited financial results for the quarter and nine months ended 31 December 2024 filed with the Stock Exchanges under Regulation 33 of the SEBI (Listing Obligations and Disclosure Requirements) Regulations, 2015. The full format of the standalone and consolidated unaudited financial results for the quarter and nine months ended 31 December 2024 are available on the Stock Exchange websites (www.bseindia.com / www.nseindia.com) and on the Company's website (www.mpslimited.com).						
						SCAN THE QR CODE TO VIEW THE UNAUDITED FINANCIAL RESULTS
						
Place: Singapore Dated: 23 January, 2025						For MPS Limited Sd/- Rahul Arera Chairman and CEO



financialexp.eprint.in



New Delhi



FINANCIAL EXPRESS-AHMEDABAD EDITION- 24 JANUARY 2025

WWW.FINANCIALEXPRESS.COM

FRIDAY, JANUARY 24, 2025

FINANCIAL EXPRESS

33

MPS MPS LIMITED						
Registered Office: 4th Floor, R.R Towers IV, Super A, 16/17, T.V.K. Industrial Estate, Guindy, Chennai-600 032						
Corporate Office: A-1, Tower A, 4th Floor, Windsor IT park, Sector 125, Noida, Uttar Pradesh-201 333, CIN: L22122TN1976PLC005795						
Tel: +91 44 49162222, Email: investors@mpslimited.com, Website: www.mpslimited.com						
Extract of unaudited financial results for the quarter and nine months ended 31 December 2024						
Particulars	Standalone			Consolidated		
	Quarter Ended	Nine Months Ended	Corresponding quarter ended in the previous year	Quarter Ended	Nine Months Ended	Corresponding quarter ended in the previous year
	31-December-2024	31-December-2024	31-December-2023	31-December-2024	31-December-2024	31-December-2023
	(Unaudited)	(Unaudited)	(Unaudited)	(Unaudited)	(Unaudited)	(Unaudited)
Total Income from operations	9,009	25,753	8,404	18,636	54,478	13,381
Net Profit for the period before tax	3,701	10,892	4,169	5,509	13,923	4,065
Net Profit for the period after tax	2,852	8,258	3,200	4,071	10,184	2,973
Total Comprehensive Income for the period	2,986	8,331	3,201	4,439	10,729	3,136
Equity Share Capital	1,711	1,711	1,711	1,711	1,711	1,711
Other Equity	35,398	35,398	33,488	44,271	44,271	41,094
	(As on 31st March, 2024)	(As on 31st March, 2024)	(As on 31st March, 2023)	(As on 31st March, 2024)	(As on 31st March, 2024)	(As on 31st March, 2023)
Earnings per equity share (not annualised for quarters and period) (Face value - INR 10 per equity share)						
Basic (INR)	16.82	48.69	18.87	24.00	60.04	17.53
Diluted (INR)	16.81	48.66	18.84	23.99	60.00	17.50
Notes :						
1. The above standalone and consolidated unaudited financial results for the quarter and nine months ended 31 December 2024, have been reviewed by the Audit Committee and upon their recommendation approved by the Board of Directors of the Company at their meeting held on 23 January 2025. The Statutory Auditors of the Company have carried out limited review of the financial results for the quarter and nine months ended 31 December 2024 and an unmodified report has been issued.						
2. The above is an extract of the detailed format of standalone and consolidated unaudited financial results for the quarter and nine months ended 31 December 2024 filed with the Stock Exchanges under Regulation 33 of the SEBI (Listing Obligations and Disclosure Requirements) Regulations, 2015. The full format of the standalone and consolidated unaudited financial results for the quarter and nine months ended 31 December 2024 are available on the Stock Exchange websites (www.bseindia.com / www.nseindia.com) and on the Company's website (www.mpslimited.com).						
SCAN THE QR CODE TO VIEW THE UNAUDITED FINANCIAL RESULTS						
						
For MPS Limited Sd/- Rahul Arera Chairman and CEO						
Place: Sirgapore Dated: 23 January, 2025						



financialexp.epapr.in



Ahmedabad

FINANCIAL EXPRESS- BANGALORE EDITION-24 JANUARY 2025

WWW.FINANCIALEXPRESS.COM

FRIDAY, JANUARY 24, 2025

FINANCIAL EXPRESS

POLITICS 3

Particulars	Standalone			Consolidated		
	Quarter Ended	Nine Months Ended	Corresponding quarter ended in the previous year	Quarter Ended	Nine Months Ended	Corresponding quarter ended in the previous year
	31-December-2024	31-December-2024	31-December-2023	31-December-2024	31-December-2024	31-December-2023
	(Unaudited)	(Unaudited)	(Unaudited)	(Unaudited)	(Unaudited)	(Unaudited)
Total Income from operations	9,009	25,753	8,404	18,635	54,478	13,381
Net Profit for the period before tax	3,701	10,892	4,169	5,509	13,923	4,065
Net Profit for the period after tax	2,852	8,258	3,200	4,071	10,184	2,973
Total Comprehensive Income for the period	2,986	8,381	3,201	4,439	10,729	3,136
Equity Share Capital	1,711	1,711	1,711	1,711	1,711	1,711
Other Equity	35,398 (As on 31st March, 2024)	35,398 (As on 31st March, 2024)	33,488 (As on 31st March, 2023)	44,271 (As on 31st March, 2024)	44,271 (As on 31st March, 2024)	41,094 (As on 31st March, 2023)
Earnings per equity share (not annualised for quarters and period) (Face value - INR 10 per equity share)						
Basic (INR)	16.82	48.59	18.87	24.00	60.04	17.53
Diluted (INR)	16.81	48.66	18.84	23.99	60.00	17.50
Notes :						
1. The above standalone and consolidated unaudited financial results for the quarter and nine months ended 31 December 2024, have been reviewed by the Audit Committee and upon their recommendation approved by the Board of Directors of the Company at their meeting held on 23 January 2025. The Statutory Auditors of the Company have carried out limited review of the financial results for the quarter and nine months ended 31 December 2024 and an unmodified report has been issued.						
2. The above is an extract of the detailed format of standalone and consolidated unaudited financial results for the quarter and nine months ended 31 December 2024 filed with the Stock Exchanges under Regulation 33 of the SEBI (Listing Obligations and Disclosure Requirements) Regulations, 2015. The full format of the standalone and consolidated unaudited financial results for the quarter and nine months ended 31 December 2024 are available on the Stock Exchange websites (www.bseindia.com / www.nseindia.com) and on the Company's website (www.mpslimited.com).						
						SCAN THE QR CODE TO VIEW THE UNAUDITED FINANCIAL RESULTS
						
Place: Singapore Dated: 23 January, 2025						For MPS Limited Sd/- Rahul Arera Chairman and CEO

FINANCIAL EXPRESS- KOLKATA EDITION-24 JANUARY 2025

MPS MPS LIMITED

Registered Office: 4th Floor, R.R Towers IV, Super A, 16/17, T.V.K. Industrial Estate, Guindy, Chennai-600 032
 Corporate Office: A-1, Tower A, 4th Floor, Windsor IT park, Sector 125, Noida, Uttar Pradesh-201 303, CIN: L22122TN1970PLC005795
 Tel: +91 44 49162222, Email: investors@mpslimited.com, Website: www.mpslimited.com

Extract of unaudited financial results for the quarter and nine months ended 31 December 2024

INR in lacs, except per equity share data

Particulars	Standalone			Consolidated		
	Quarter Ended	Nine Months Ended	Corresponding quarter ended in the previous year	Quarter Ended	Nine Months Ended	Corresponding quarter ended in the previous year
	31-December-2024	31-December-2024	31-December-2023	31-December-2024	31-December-2024	31-December-2023
	(Unaudited)	(Unaudited)	(Unaudited)	(Unaudited)	(Unaudited)	(Unaudited)
Total Income from operations	9,009	25,753	8,404	18,636	54,478	13,381
Net Profit for the period before tax	3,701	10,892	4,169	5,509	13,923	4,065
Net Profit for the period after tax	2,852	8,258	3,200	4,071	10,184	2,973
Total Comprehensive Income for the period	2,986	8,381	3,201	4,439	10,729	3,136
Equity Share Capital	1,711	1,711	1,711	1,711	1,711	1,711
Other Equity	35,398	35,398	33,488	44,271	44,271	41,094
	(As on 31st March, 2024)	(As on 31st March, 2024)	(As on 31st March, 2023)	(As on 31st March, 2024)	(As on 31st March, 2024)	(As on 31st March, 2023)
Earnings per equity share (not annualised for quarters and period) (Face value - INR 10 per equity share)						
Basic (INR)	16.82	48.69	18.87	24.00	60.04	17.53
Diluted (INR)	16.81	48.66	18.84	23.99	60.00	17.50

Notes :

- The above standalone and consolidated unaudited financial results for the quarter and nine months ended 31 December 2024, have been reviewed by the Audit Committee and upon their recommendation approved by the Board of Directors of the Company at their meeting held on 23 January 2025. The Statutory Auditors of the Company have carried out limited review of the financial results for the quarter and nine months ended 31 December 2024 and an unmodified report has been issued.
- The above is an extract of the detailed format of standalone and consolidated unaudited financial results for the quarter and nine months ended 31 December 2024 filed with the Stock Exchanges under Regulation 33 of the SEBI (Listing Obligations and Disclosure Requirements) Regulations, 2015. The full format of the standalone and consolidated unaudited financial results for the quarter and nine months ended 31 December 2024 are available on the Stock Exchange websites (www.bseindia.com / www.nseindia.com) and on the Company's website (www.mpslimited.com).

SCAN THE QR CODE TO VIEW THE UNAUDITED FINANCIAL RESULTS



For MPS Limited
 Sd/-
Rahul Arora
 Chairman and CEO

Place: Singapore
 Dated: 23 January, 2025



FINANCIAL EXPRESS- HYDERABAD EDITION-24 JANUARY 2025

WWW.FINANCIALEXPRESS.COM

FRIDAY, JANUARY 24, 2025

FINANCIAL EXPRESS

POLITICS 3

MPS MPS LIMITED

Registered Office: 4th Floor, R.R Towers IV, Super A, 16/17, T.V.K. Industrial Estate, Guindy, Chennai-600 032

Corporate Office: A-1, Tower A, 4th Floor Windsor IT park, Sector 125, Noida, Uttar Pradesh-201 303, CIN: L22122TN1970PLC005795

Tel: +91 44 43162222, Email: investors@mpslimited.com, Website: www.mpslimited.com

Extract of unaudited financial results for the quarter and nine months ended 31 December 2024

INR in lacs, except per equity share data

Particulars	Standalone			Consolidated		
	Quarter Ended	Nine Months Ended	Corresponding quarter ended in the previous year	Quarter Ended	Nine Months Ended	Corresponding quarter ended in the previous year
	31-December-2024	31-December-2024	31-December-2023	31-December-2024	31-December-2024	31-December-2023
	(Unaudited)	(Unaudited)	(Unaudited)	(Unaudited)	(Unaudited)	(Unaudited)
Total Income from operations	9,009	25,753	8,404	18,635	54,478	13,381
Net Profit for the period before tax	3,701	10,892	4,169	5,509	13,923	4,065
Net Profit for the period after tax	2,852	8,258	3,200	4,071	10,184	2,973
Total Comprehensive Income for the period	2,986	8,381	3,201	4,439	10,729	3,136
Equity Share Capital	1,711	1,711	1,711	1,711	1,711	1,711
Other Equity	35,398	35,398	33,488	44,271	44,271	41,084
	(As on 31st March, 2024)	(As on 31st March, 2024)	(As on 31st March, 2023)	(As on 31st March, 2024)	(As on 31st March, 2024)	(As on 31st March, 2023)
Earnings per equity share (not annualised for quarters and period) (Face value - INR 10 per equity share)						
Basic (INR)	16.82	48.69	18.87	24.00	60.04	17.53
Diluted (INR)	16.81	48.66	18.84	23.99	60.00	17.50

Notes :

- The above standalone and consolidated unaudited financial results for the quarter and nine months ended 31 December 2024, have been reviewed by the Audit Committee and upon their recommendation approved by the Board of Directors of the Company at their meeting held on 23 January 2025. The Statutory Auditors of the Company have carried out limited review of the financial results for the quarter and nine months ended 31 December 2024 and an unmodified report has been issued.
- The above is an extract of the detailed format of standalone and consolidated unaudited financial results for the quarter and nine months ended 31 December 2024 filed with the Stock Exchanges under Regulation 33 of the SEBI (Listing Obligations and Disclosure Requirements) Regulations, 2015. The full format of the standalone and consolidated unaudited financial results for the quarter and nine months ended 31 December 2024 are available on the Stock Exchange websites (www.bseindia.com / www.nseindia.com) and on the Company's website (www.mpslimited.com).

SCAN THE QR CODE TO VIEW THE UNAUDITED FINANCIAL RESULTS



For MPS Limited
Sd/-
Rahul Arora
Chairman and CEO

Place: Singapore
Dated: 23 January, 2025

FINANCIAL EXPRESS- CHENNAI EDITION-24 JANUARY 2025

WWW.FINANCIALEXPRESS.COM

FRIDAY, JANUARY 24, 2025

FINANCIAL EXPRESS

POLITICS 3

MPS MPS LIMITED

Registered Office: 4th Floor, R.R Towers IV, Super A, 16/17, T.V.K. Industrial Estate, Guindy, Chennai-600 032

Corporate Office: A-1, Tower A, 4th Floor, Windsor IT park, Sector 125, Noida, Uttar Pradesh-201 303, CIN: L22122TN1970PLC005795

Tel: +91 44 49162222, Email: investors@mpslimited.com, Website: www.mpslimited.com

Extract of unaudited financial results for the quarter and nine months ended 31 December 2024

INR in lacs, except per equity share data

Particulars	Standalone			Consolidated		
	Quarter Ended	Nine Months Ended	Corresponding quarter ended in the previous year	Quarter Ended	Nine Months Ended	Corresponding quarter ended in the previous year
	31-December-2024	31-December-2024	31-December-2023	31-December-2024	31-December-2024	31-December-2023
	(Unaudited)	(Unaudited)	(Unaudited)	(Unaudited)	(Unaudited)	(Unaudited)
Total Income from operations	9,009	25,753	8,404	18,636	54,478	13,381
Net Profit for the period before tax	3,701	10,892	4,169	5,509	13,923	4,065
Net Profit for the period after tax	2,852	8,258	3,200	4,071	10,184	2,973
Total Comprehensive Income for the period	2,986	8,381	3,201	4,439	10,729	3,136
Equity Share Capital	1,711	1,711	1,711	1,711	1,711	1,711
Other Equity	35,398	35,398	33,488	44,271	44,271	41,094
	(As on 31st March, 2024)	(As on 31st March, 2024)	(As on 31st March, 2023)	(As on 31st March, 2024)	(As on 31st March, 2024)	(As on 31st March, 2023)
Earnings per equity share (not annualised for quarters and period) (Face value - INR 10 per equity share)						
Basic (INR)	16.82	48.69	18.87	24.00	60.04	17.53
Diluted (INR)	16.81	48.66	18.84	23.99	60.00	17.50

Notes :

- The above standalone and consolidated unaudited financial results for the quarter and nine months ended 31 December 2024, have been reviewed by the Audit Committee and upon their recommendation approved by the Board of Directors of the Company at their meeting held on 23 January 2025. The Statutory Auditors of the Company have carried out limited review of the financial results for the quarter and nine months ended 31 December 2024 and an unmodified report has been issued.
- The above is an extract of the detailed format of standalone and consolidated unaudited financial results for the quarter and nine months ended 31 December 2024 filed with the Stock Exchanges under Regulation 33 of the SEBI (Listing Obligations and Disclosure Requirements) Regulations, 2015. The full format of the standalone and consolidated unaudited financial results for the quarter and nine months ended 31 December 2024 are available on the Stock Exchange websites (www.bseindia.com / www.nseindia.com) and on the Company's website (www.mpslimited.com).


SCAN THE QR CODE TO VIEW THE UNAUDITED FINANCIAL RESULTS



For MPS Limited
Sd/-
Rahul Arora
Chairman and CEO

Place: Singapore
Dated: 23 January, 2025

FINANCIAL EXPRESS- KOCHI EDITION-24 JANUARY 2025

MPS MPS LIMITED						
Registered Office: 4th Floor, R.R Towers IV, Super A, 16/17, T.V.K. Industrial Estate, Guindy, Chennai-600 032						
Corporate Office: A-1, Tower A, 4th Floor, Windsor IT park, Sector 125, Noida, Uttar Pradesh-201 303, CIN: L22122TN1978PLC005795						
Tel: +01 44 40162222, Email: investors@mpslimited.com, Website: www.mpslimited.com						
Extract of unaudited financial results for the quarter and nine months ended 31 December 2024 INR in lacs, except per equity share data						
Particulars	Standalone			Consolidated		
	Quarter Ended	Nine Months Ended	Corresponding quarter ended in the previous year	Quarter Ended	Nine Months Ended	Corresponding quarter ended in the previous year
	31-December-2024	31-December-2024	31-December-2023	31-December-2024	31-December-2024	31-December-2023
	(Unaudited)	(Unaudited)	(Unaudited)	(Unaudited)	(Unaudited)	(Unaudited)
Total Income from operations	9,009	25,753	8,404	18,636	54,478	13,381
Net Profit for the period before tax	3,701	10,892	4,169	5,509	13,923	4,085
Net Profit for the period after tax	2,852	8,258	3,200	4,071	10,184	2,973
Total Comprehensive Income for the period	2,986	8,331	3,201	4,439	10,729	3,136
Equity Share Capital	1,711	1,711	1,711	1,711	1,711	1,711
Other Equity	35,398	35,398	33,488	44,271	44,271	41,094
	(As on 31st March, 2024)	(As on 31st March, 2024)	(As on 31st March, 2023)	(As on 31st March, 2024)	(As on 31st March, 2024)	(As on 31st March, 2023)
Earnings per equity share (not annualised for quarters and period) (Face value - INR 10 per equity share)						
Basic (INR)	16.82	48.69	18.87	24.00	60.04	17.53
Diluted (INR)	16.81	48.66	18.84	23.99	60.00	17.50
Notes :						
1. The above standalone and consolidated unaudited financial results for the quarter and nine months ended 31 December 2024, have been reviewed by the Audit Committee and upon their recommendation approved by the Board of Directors of the Company at their meeting held on 23 January 2025. The Statutory Auditors of the Company have carried out limited review of the financial results for the quarter and nine months ended 31 December 2024 and an unmodified report has been issued.						
2. The above is an extract of the detailed format of standalone and consolidated unaudited financial results for the quarter and nine months ended 31 December 2024 filed with the Stock Exchanges under Regulation 33 of the SEBI (Listing Obligations and Disclosure Requirements) Regulations, 2015. The full format of the standalone and consolidated unaudited financial results for the quarter and nine months ended 31 December 2024 are available on the Stock Exchange websites www.bseindia.com / www.nseindia.com) and on the Company's website (www.mpslimited.com).						
SCAN THE QR CODE TO VIEW THE UNAUDITED FINANCIAL RESULTS						
						
For MPS Limited Sd/- Rahul Arera Chairman and CEO						
Place: Singapore Dated: 23 January, 2025						



FINANCIAL EXPRESS- LUCKNOW EDITION-24 JANUARY 2025

FRIDAY, JANUARY 24, 2025

WWW.FINANCIALEXPRESS.COM

32

FINANCIAL EXPRESS

MPS MPS LIMITED

Registered Office: 4th Floor, R.R Towers IV, Super A, 16/17, T.V.K. Industrial Estate, Guindy, Chennai-600 032

Corporate Office: A-1, Tower A, 4th Floor, Windsor IT park, Sector 125, Noida, Uttar Pradesh-201 303, CIN: L22122TN1978PLC005795

Tel: +01 44 43162222, Email: investors@mpslimited.com, Website: www.mpslimited.com

Extract of unaudited financial results for the quarter and nine months ended 31 December 2024

INR in lacs, except per equity share data

Particulars	Standalone			Consolidated		
	Quarter Ended	Nine Months Ended	Corresponding quarter ended in the previous year	Quarter Ended	Nine Months Ended	Corresponding quarter ended in the previous year
	31-December-2024	31-December-2024	31-December-2023	31-December-2024	31-December-2024	31-December-2023
	(Unaudited)	(Unaudited)	(Unaudited)	(Unaudited)	(Unaudited)	(Unaudited)
Total Income from operations	9,009	25,753	8,404	18,635	54,478	13,381
Net Profit for the period before tax	3,701	10,892	4,169	5,509	13,923	4,085
Net Profit for the period after tax	2,852	8,258	3,200	4,071	10,184	2,973
Total Comprehensive Income for the period	2,986	8,331	3,201	4,439	10,729	3,136
Equity Share Capital	1,711	1,711	1,711	1,711	1,711	1,711
Other Equity	35,398	35,398	33,488	44,271	44,271	41,094
	(As on 31st March, 2024)	(As on 31st March, 2024)	(As on 31st March, 2023)	(As on 31st March, 2024)	(As on 31st March, 2024)	(As on 31st March, 2023)
Earnings per equity share (not annualised for quarters and period) (Face value - INR 10 per equity share)						
Basic (INR)	16.82	48.69	18.87	24.00	60.04	17.53
Diluted (INR)	16.81	48.66	18.84	23.99	60.00	17.50

Notes :

- The above standalone and consolidated unaudited financial results for the quarter and nine months ended 31 December 2024, have been reviewed by the Audit Committee and upon their recommendation approved by the Board of Directors of the Company at their meeting held on 23 January 2025. The Statutory Auditors of the Company have carried out limited review of the financial results for the quarter and nine months ended 31 December 2024 and an unmodified report has been issued.
- The above is an extract of the detailed format of standalone and consolidated unaudited financial results for the quarter and nine months ended 31 December 2024 filed with the Stock Exchanges under Regulation 33 of the SEBI (Listing Obligations and Disclosure Requirements) Regulations, 2015. The full format of the standalone and consolidated unaudited financial results for the quarter and nine months ended 31 December 2024 are available on the Stock Exchange websites (www.bseindia.com / www.nseindia.com) and on the Company's website (www.mpslimited.com).

SCAN THE QR CODE TO VIEW THE UNAUDITED FINANCIAL RESULTS



For MPS Limited
Sd/-
Rahul Arora
Chairman and CEO

Place: Singapore
Dated: 23 January, 2025



financialexp.opappt.in



FINANCIAL EXPRESS- MUMBAI EDITION-24 JANUARY 2025

MPS MPS LIMITED

Registered Office: 4th Floor, R.R Towers IV, Super A, 16/17, T.V.K. Industrial Estate, Guindy, Chennai-600 032
 Corporate Office: A-1, Tower A, 4th Floor Windsor IT park, Sector 125, Noida, Uttar Pradesh-201 303, CIN: L22122TN1970PLC005795
 Tel: +91 44 40162222, Email: investors@mpslimited.com, Website: www.mpslimited.com

Extract of unaudited financial results for the quarter and nine months ended 31 December 2024

INR in lacs, except per equity share data

Particulars	Standalone			Consolidated		
	Quarter Ended	Nine Months Ended	Corresponding quarter ended in the previous year	Quarter Ended	Nine Months Ended	Corresponding quarter ended in the previous year
	31-December-2024	31-December-2024	31-December-2023	31-December-2024	31-December-2024	31-December-2023
	(Unaudited)	(Unaudited)	(Unaudited)	(Unaudited)	(Unaudited)	(Unaudited)
Total Income from operations	9,009	25,753	8,404	18,635	54,478	13,381
Net Profit for the period before tax	3,701	10,892	4,169	5,509	13,923	4,065
Net Profit for the period after tax	2,852	8,258	3,200	4,071	10,184	2,973
Total Comprehensive Income for the period	2,986	8,381	3,201	4,439	10,729	3,136
Equity Share Capital	1,711	1,711	1,711	1,711	1,711	1,711
Other Equity	35,398	35,398	33,488	44,271	44,271	41,084
	(As on 31st March, 2024)	(As on 31st March, 2024)	(As on 31st March, 2023)	(As on 31st March, 2024)	(As on 31st March, 2024)	(As on 31st March, 2023)
Earnings per equity share (not annualised for quarters and period) (Face value - INR 10 per equity share)						
Basic (INR)	16.82	48.69	18.87	24.00	60.04	17.53
Diluted (INR)	16.81	48.56	18.84	23.99	60.00	17.50

Notes :

- The above standalone and consolidated unaudited financial results for the quarter and nine months ended 31 December 2024, have been reviewed by the Audit Committee and upon their recommendation approved by the Board of Directors of the Company at their meeting held on 23 January 2025. The Statutory Auditors of the Company have carried out limited review of the financial results for the quarter and nine months ended 31 December 2024 and an unmodified report has been issued.
- The above is an extract of the detailed format of standalone and consolidated unaudited financial results for the quarter and nine months ended 31 December 2024 filed with the Stock Exchanges under Regulation 33 of the SEBI (Listing Obligations and Disclosure Requirements) Regulations, 2015. The full format of the standalone and consolidated unaudited financial results for the quarter and nine months ended 31 December 2024 are available on the Stock Exchange websites (www.bseindia.com / www.nseindia.com) and on the Company's website (www.mpslimited.com).

SCAN THE QR CODE TO VIEW THE UNAUDITED FINANCIAL RESULTS



For MPS Limited
 Sd/-
Rahul Arora
 Chairman and CEO

Place: Singapore
 Dated: 23 January, 2025



FINANCIAL EXPRESS- PUNE EDITION-24 JANUARY 2025

WWW.FINANCIALEXPRESS.COM

FRIDAY, JANUARY 24, 2025

FINANCIAL EXPRESS

33

MPS MPS LIMITED						
Registered Office: 4th Floor, R.R Towers IV, Super A, 16/17, T.V.K. Industrial Estate, Guindy, Chennai-600 032						
Corporate Office: A-1, Tower A, 4th Floor, Windsor IT park, Sector 125, Noida, Uttar Pradesh-201 303, CIN: L22122TN1970PLC005795						
Tel: +91 44 49162222, Email: investors@mpslimited.com, Website: www.mpslimited.com						
Extract of unaudited financial results for the quarter and nine months ended 31 December 2024 INR in lacs, except per equity share data						
Particulars	Standalone			Consolidated		
	Quarter Ended	Nine Months Ended	Corresponding quarter ended in the previous year	Quarter Ended	Nine Months Ended	Corresponding quarter ended in the previous year
	31-December-2024	31-December-2024	31-December-2023	31-December-2024	31-December-2024	31-December-2023
	(Unaudited)	(Unaudited)	(Unaudited)	(Unaudited)	(Unaudited)	(Unaudited)
Total Income from operations	9,009	25,753	8,404	18,636	54,478	13,381
Net Profit for the period before tax	3,701	10,892	4,169	5,509	13,923	4,065
Net Profit for the period after tax	2,852	8,258	3,200	4,071	10,184	2,973
Total Comprehensive Income for the period	2,986	8,381	3,201	4,439	10,729	3,136
Equity Share Capital	1,711	1,711	1,711	1,711	1,711	1,711
Other Equity	35,398	35,398	33,488	44,271	44,271	41,094
	(As on 31st March, 2024)	(As on 31st March, 2024)	(As on 31st March, 2023)	(As on 31st March, 2024)	(As on 31st March, 2024)	(As on 31st March, 2023)
Earnings per equity share (not annualised for quarters and period) (Face value - INR 10 per equity share)						
Basic (INR)	16.82	48.69	18.87	24.00	60.04	17.53
Diluted (INR)	16.81	48.66	18.84	23.99	60.00	17.50
Notes :						
1. The above standalone and consolidated unaudited financial results for the quarter and nine months ended 31 December 2024, have been reviewed by the Audit Committee and upon their recommendation approved by the Board of Directors of the Company at their meeting held on 23 January 2025. The Statutory Auditors of the Company have carried out limited review of the financial results for the quarter and nine months ended 31 December 2024 and an unmodified report has been issued.						
2. The above is an extract of the detailed format of standalone and consolidated unaudited financial results for the quarter and nine months ended 31 December 2024 filed with the Stock Exchanges under Regulation 33 of the SEBI (Listing Obligations and Disclosure Requirements) Regulations, 2015. The full format of the standalone and consolidated unaudited financial results for the quarter and nine months ended 31 December 2024 are available on the Stock Exchange websites (www.bseindia.com / www.nseindia.com) and on the Company's website (www.mpslimited.com).						
SCAN THE QR CODE TO VIEW THE UNAUDITED FINANCIAL RESULTS						
						
For MPS Limited Sd/- Rahul Arera Chairman and CEO						
Place: Sirgapore Dated: 23 January, 2025						



